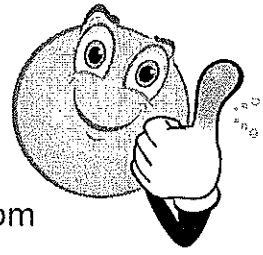


Singapore Summer Shape-Up




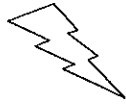
Level K Review

Singapore Shape-Up: Level K



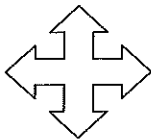
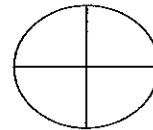
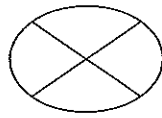
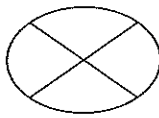
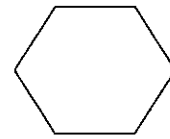
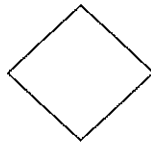
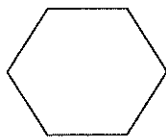
Week 1 Lesson 1



1. Can you find each shape's match? Draw a line from each shape to its match.

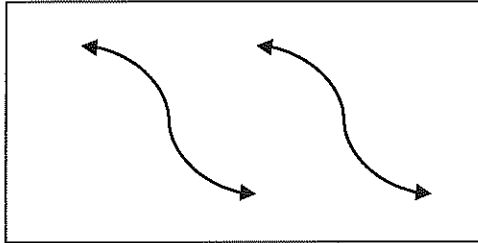
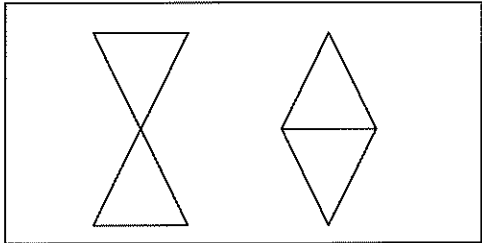
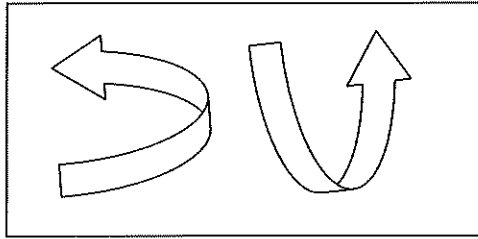
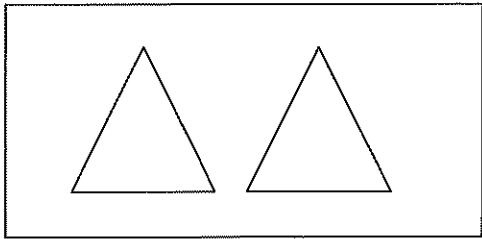


2. Color the ones that are the same in each row.



Singapore Shape-Up: Level K

3. Color the pictures if they are the same in each of these boxes.

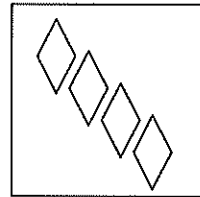


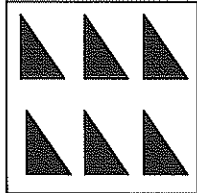
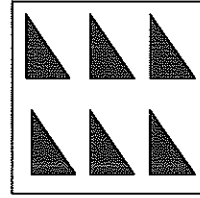
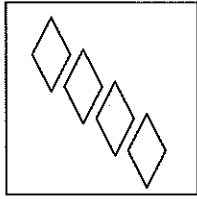


4. Go and look around your bedroom. Draw some things inside your bedroom that are the same color.

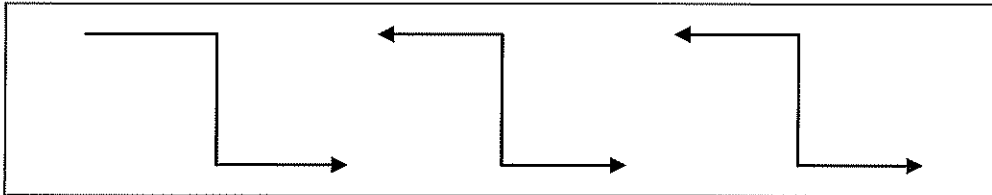
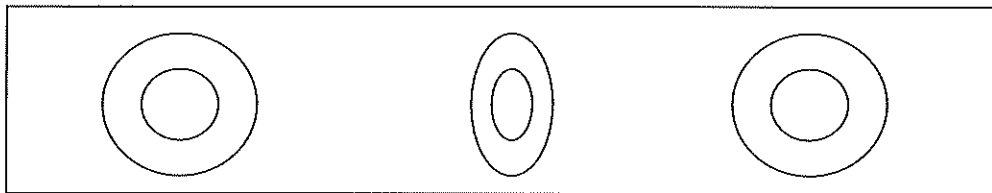
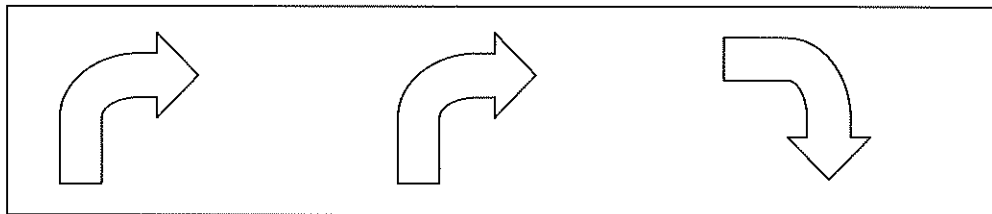
YELLOW	RED
GREEN	BLUE

Singapore Shape-Up: Level K

5. Look at the patterns. Draw lines to the patterns that are the same.



6. Cross out the object that is not the same in each box.



Singapore Shape-Up: Level K

Week 1 Lesson 2

To do this series of questions, you will need some things found around your house. Ask mom or dad for the following items:

1. Macaroni
2. A variety of coins (pennies, nickels, dimes, quarters)
3. Dried beans
4. Knives, forks and spoons
5. Blocks

*Note: If you can't find these, don't worry! You can use anything you might find in order to make patterns.

1.



What is the pattern?

What is the first shape? Put a red circle around it.

What is the fifth shape? Put a blue line below it.

Singapore Shape-Up: Level K

2. Take your blocks and your macaroni. Create a 2 block, 4 macaroni pattern. Draw it below.



3.



What pattern do you see?


Is it a pattern by color, shape or size?

4. Take a group of your coins. Create your own pattern and draw it below. Then describe the pattern you've created.



Singapore Shape-Up: Level K

5. Now take the knives, forks and spoons. Create a pattern that uses all three utensils and shows a pattern that changes the direction of the utensil. (For example, one spoon might be upside down, the fork faces up and the knife goes across.)



6. Color the shape that is missing in each pattern.

Singapore Shape-Up: Level K

7. Go back to your room and open your closet. Look carefully, and see if you can find a piece of clothing that has a pattern on it. Draw the pattern below.



8. Now, create your own patterns. Draw three different patterns below. You can use any shapes you want!


Singapore Shape-Up: Level K

Week 1 Lesson 3

To work on this lesson, ask mom or dad to gather these kitchen items:

1. 3 different sized pots
2. 3 different sized bowls
3. 3 different sized spoon
4. M&Ms (macaroni will do, too!)


1. Take a look at the pots you've gathered. Put them in order from smallest to largest. Draw them below.



2. Draw a circle around the biggest pot above and a line under the smallest pot.

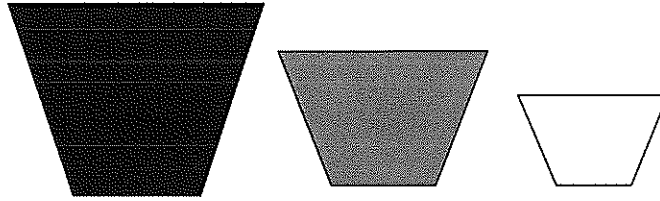
3. Using the three bowls, arrange them from biggest to smallest. Draw them below.

4. Draw a square around the smallest bowl.



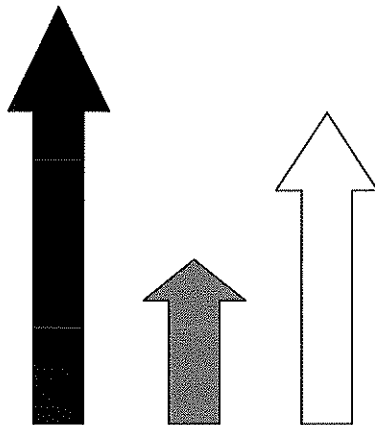
Singapore Shape-Up: Level K

5.



The black container on the left is the biggest container. The gray container is medium-sized, and the white container is the smallest. Which container is the biggest container?

6.



Look at the arrows carefully. The gray arrow is the shortest and the white arrow is taller than the gray arrow. The black arrow is the tallest arrow. Which arrow is shorter: the gray arrow or the white arrow?

Singapore Shape-Up: Level K

7. Set the three different sized spoons on your table. Now take the M&Ms and use them to measure each spoon. Record your information below and then answer the questions.

Spoon #1 is _____ M&Ms long.

Spoon #2 is _____ M&Ms long.

Spoon #3 is _____ M&Ms long.

Which is the shortest spoon? _____

Which is the longest spoon? _____

8. Now you find three objects of your choice. Use the M&Ms to measure the objects and record your information below.


Object #1 is a _____. It is _____ M&Ms long.

Object #2 is a _____. It is _____ M&Ms long.

Object #3 is a _____. It is _____ M&Ms long.

Which is the largest object? How many M&Ms long was it?

**Great work! You're done with Week
1!**




Singapore Shape-Up: Level K

Week Two Lesson 1

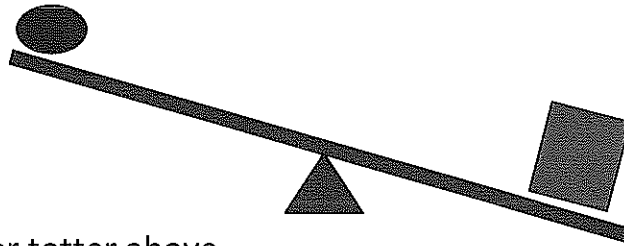
1. Think about a mouse.

a. Do you think a mouse is heavy or light?

b. Can you think of another animal that is light in weight?



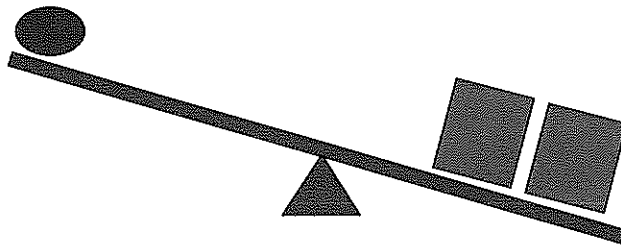
2.



Look at the teeter totter above.

Which is heavier? The circle or the square?

3.



Now there is one circle and two squares on the teeter totter. Which is heavier?

What would happen if both squares are taken off the teeter totter?

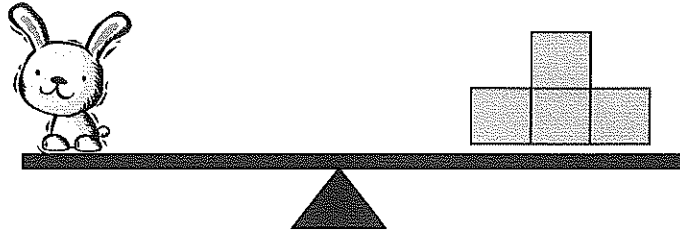
Singapore Shape-Up: Level K

4. Go into your room and find 3 objects.

Which object is lighter? _____

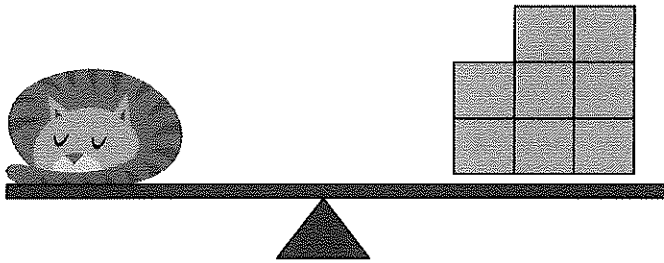
Which object is heavier? _____

5.



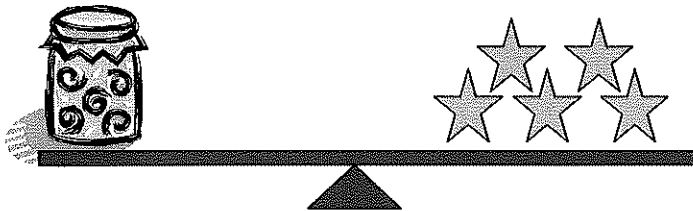
The rabbit is about as heavy as _____ blocks.

6.



The cat is about as heavy as _____ blocks.

7.





The jar weighs about _____ stars.

Singapore Shape-Up: Level K

8. Circle the container that can hold more.



9. Circle the container that can hold less.



10. Go into the kitchen. Ask mom to get you three different sized cups. Draw them below and draw a box around the container that can hold more.
11. Now ask mom to go to the get the following things: a carton of milk, a jar of mustard, and a bottle of ketchup. Draw each below.


Which container holds less? _____

Singapore Shape-Up: Level K

Week 2 Lesson 2

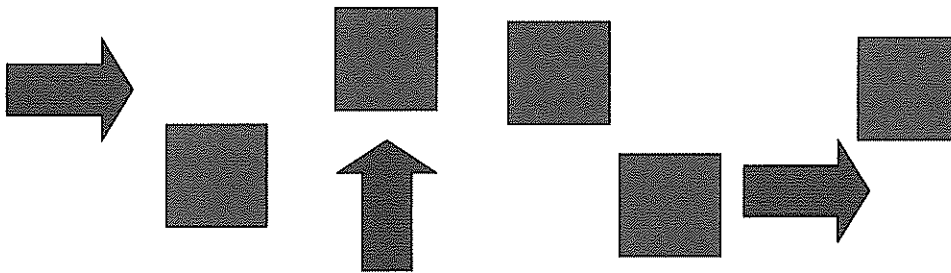
Look at the pictures below.

1. Are there more stars or more suns?



There are _____ suns.

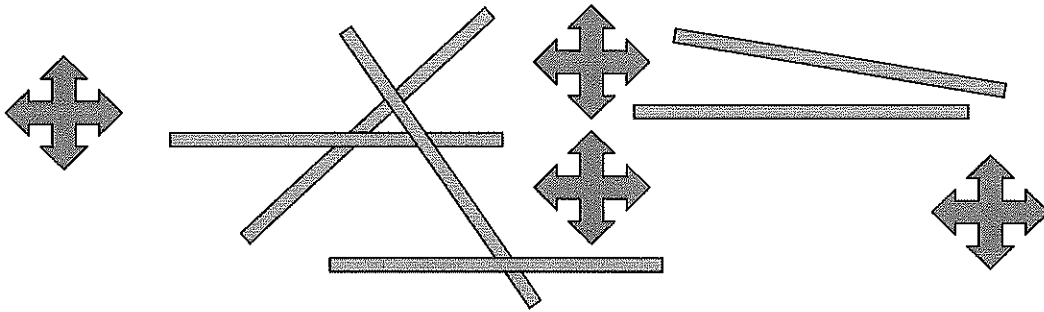
2. Are there fewer arrows or are there fewer squares?



There are fewer _____.

Singapore Shape-Up: Level K

3. Are there fewer sticks or fewer snowflakes?



There are fewer _____.

4. Go into your living room and your kitchen. Count the doors and windows in each room.

The living room has _____ doors and windows.

The kitchen has _____ doors and windows.

Which room has more doors? _____

Which room has fewer windows? _____

5. Go into your closet and mom's closet and look at the pairs of shoes.



How many pairs of shoes do you have in your closet? _____

How many pairs of shoes does your mom have in her closet? _____

Who has more shoes? _____

Challenge: How many more shoes? _____

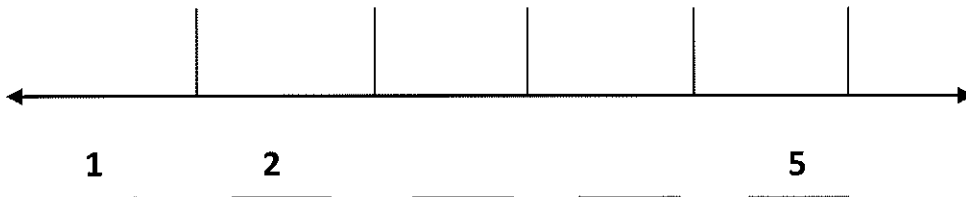
Singapore Shape-Up: Level K

Week 2 Lesson 3

1. Fill in the missing numbers.

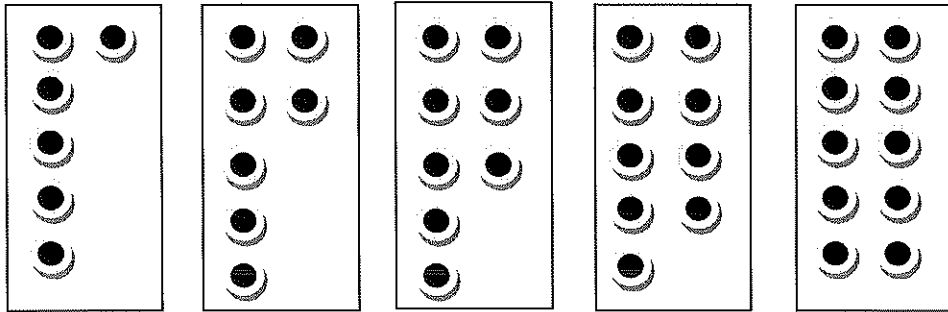
									😊
								😊	😊
							😊	😊	😊
						😊	😊	😊	😊
					😊	😊	😊	😊	😊
				😊	😊	😊	😊	😊	😊
			😊	😊	😊	😊	😊	😊	😊
		😊	😊	😊	😊	😊	😊	😊	😊
	😊	😊	😊	😊	😊	😊	😊	😊	😊
😊	😊	😊	😊	😊	😊	😊	😊	😊	😊
1	2	3		5	6			9	10

2. Fill in the missing numbers.




Singapore Shape-Up: Level K

3. Fill in the missing numbers.



— — — — —

4. Go into your bedroom. Look for two rectangles – one large and one small. Where did you find them?




5. Look around your living room. Find a circle and a square. Where were they?

6. Go into the kitchen. Ask mom to find a bowl or a plate that have shapes on it. What shapes do you see?

Singapore Shape-Up: Level K

7. Look at the chairs at your kitchen table. Identify two different shapes on the chair. What shapes did you find?

8. It's time for a treasure hunt. Search for the following shapes:



- a. Three triangles – all outside. Where did you find them?
- b. Three circles – all outside. Where did you find them?
- c. Three rectangles – all outside. Where did you find them?
- d. Three squares – all outside. Where did you find them?

Good work! Go have some fun!

Singapore Shape-Up: Level K

Week 3 Lesson 1

1. How many dogs are there? _____ How many cats? _____

Compare 4 and 3.

Which is more? _____

How much more? _____





2. How many triangles are there? _____

How many rectangles are there? _____

Compare 3 and 5.

Which is less? _____

How much less? _____



Singapore Shape-Up: Level K

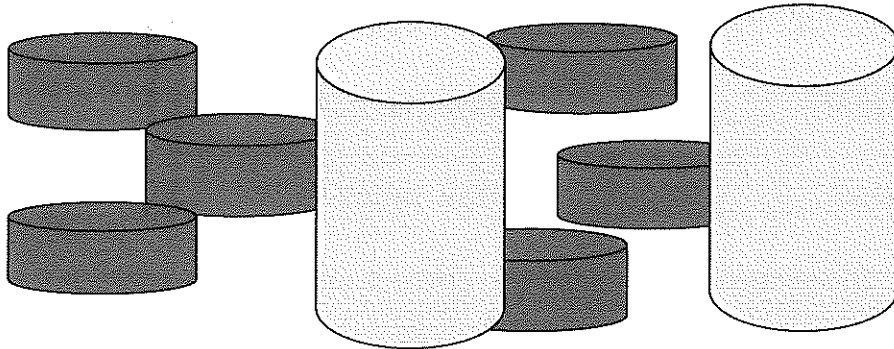
3. How many cylinders are short? _____

How many cylinders are tall? _____


Compare 2 and 6.

Which is more? _____ How much more? _____

Which is less? _____ How much less? _____



4. Let's do that again. Take a look at the flags below.



How many big flags are there? _____

How many small flags are there? _____

Compare 5 and 2.

Which is more? _____ How much more? _____

Which is less? _____ How much less? _____

Singapore Shape-Up: Level K

5. Now it's time for you to create a problem of your own. Draw a picture with fish and cats.

How many fish did you draw? _____

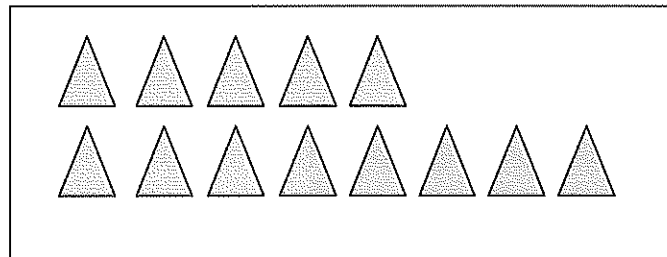
How many cats did you draw? _____

Compare the number of fish and the number of cats.


Which is more? _____ How much more? _____

Which is less? _____ How much less? _____

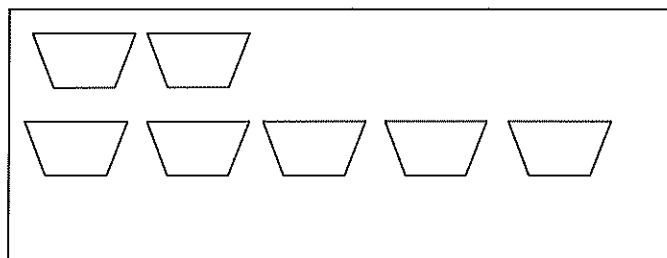
6. Look at the pictures and write the correct numbers in each box.



5 is ____ less than 8.



2 is ____ less than 6.

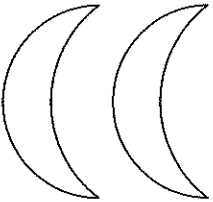


2 is 3 less than ____.

Singapore Shape-Up: Level K

7.


Draw 3 more.



_____ is 3 more than 2.

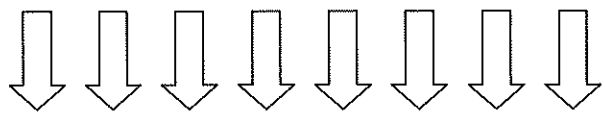
8.

Draw 4 more.



_____ is 4 more than 4.

Cross off 6.



_____ is 6 less than 8.


Singapore Shape-Up: Level K

Week 3 Lesson 2


1. Look at the smiley faces below. How many faces are in 1 row? _____

Is there the same number of faces in each row? _____

Count by 5s to find out how many faces there are altogether. How many faces are there altogether? _____



2. Look at the circles inside the shape below.



How many large circles are there? _____

How many small circles are there? _____

How many large and small circles are there altogether?

There are _____ large and small circles altogether.

Singapore Shape-Up: Level K

3. Go to the kitchen. Ask mom to take out some forks and spoons, but make sure she has more than 10. Have mom put them on the table so that you can figure out the answers to these questions.



How many forks are on the table? _____

How many spoons are on the table? _____

How many forks and spoons are on the table altogether?

There are _____ forks and spoons altogether.

4. Get a bag of M&Ms. Separate out the blue, red and yellow pieces.

How many blue M&Ms are there? _____


How many red M&Ms are there? _____

How many yellow M&Ms are there? _____

How many blue, red and yellow M&Ms are there altogether?

There are _____ blue, red and yellow M&Ms altogether.

5. Count to 20 by 2s.



_____, _____, _____, _____, _____, _____, _____, _____, _____, _____

Singapore Shape-Up: Level K

6. Count to 20 by 1s.

____ / ____ / ____ / ____ / ____ / ____ / ____ / ____ / ____ / ____ / ____ / ____
____ / ____ / ____ / ____ / ____ / ____ / ____ / ____ / ____

7. Count backwards from 14 to 7 by 1s.

____ / ____ / ____ / ____ / ____ / ____ / ____ / ____

8. Count backwards from 10 to 0 by 2s.

____ / ____ / ____ / ____ / ____ / ____



9. Fill in the missing numbers.

9 10 ____ ____ 13 ____

15 16 ____ 18 ____ ____

____ 14 ____ ____ 17

____ ____ 13 ____ ____


Singapore Shape-Up: Level K

10. Draw more to make the numbers shown in each box.

17 ☺☺☺☺☺☺☺☺

13 B B B B B B

14 Y Y Y Y Y Y Y Y



Singapore Shape-Up: Level K

Week 3 Lesson 3

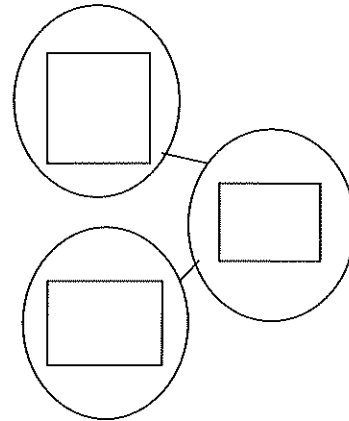
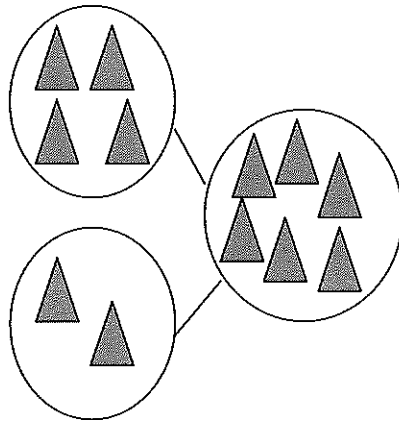
1. There are 2 groups of balloons. How many balloons are there altogether?



and

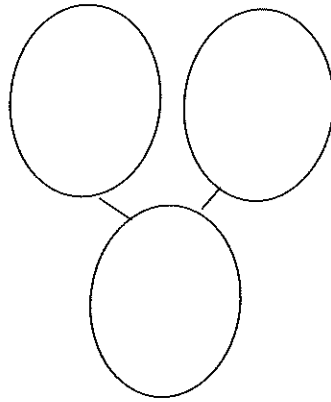

make

2. Write the matching numbers in the circles.

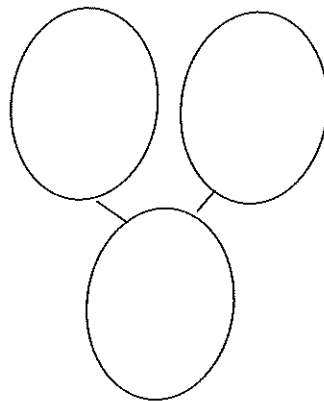



Singapore Shape-Up: Level K

5. Draw five circles. Color the circles 2 different colors. Now create the number bond.

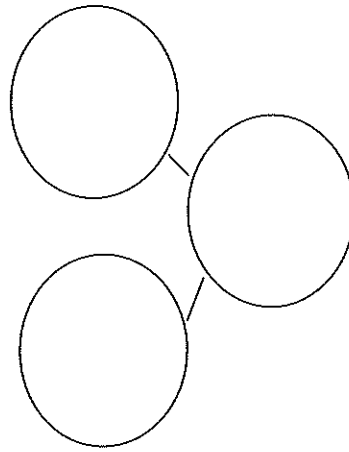
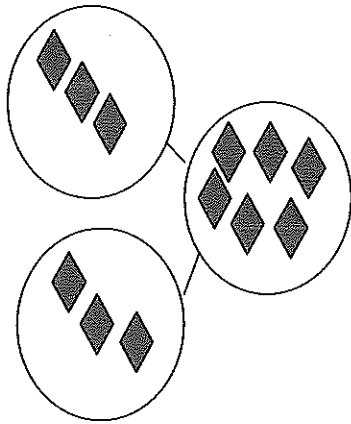


6. Draw 8 squares. Color the squares 2 different colors. Now create the number bond.

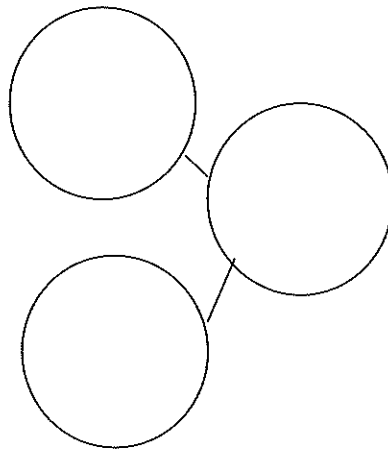



Singapore Shape-Up: Level K

3. Write the matching numbers in the circles.

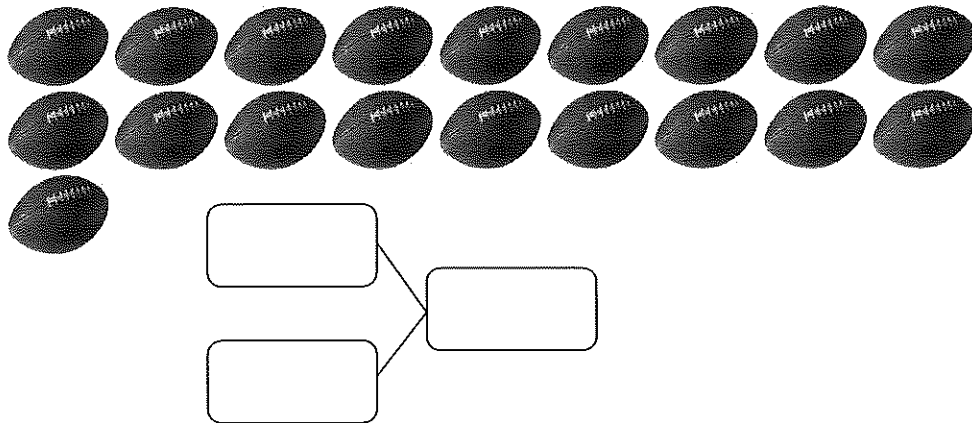


4. Write the matching numbers in the circles.




Singapore Shape-Up: Level K

10. Fill in the number bonds.



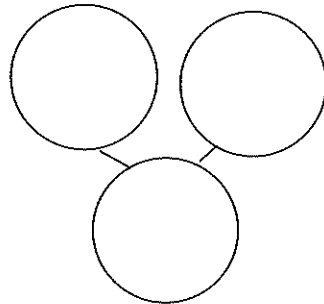
Half way there! You're a terrific mathematician!

I think I can...I think I can...

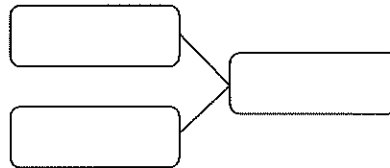
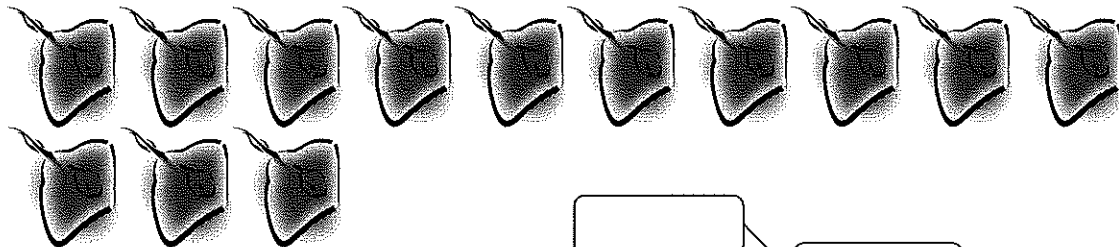


Singapore Shape-Up: Level K

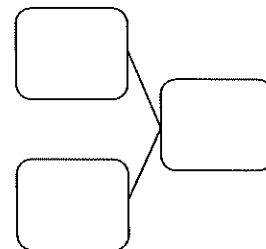

7. Draw 9 triangles. Color the triangles 2 different colors. Now create the number bond.



8. Fill in the number bonds.




9. Fill in the number bonds.



Singapore Shape-Up: Level K

Week 4 Lesson 1

Use the picture of the farm to answer the next three questions.



1. Marigny went to visit a farm. She saw 4 sheep. Each sheep has 4 legs.

How many legs were there altogether? ____

Write the number sentence. _____

There were ____ legs altogether.

2. There are 2 horses and 2 goats.


How many horses and goats were there altogether? ____

Write the number sentence. _____

There were ____ horses and goats altogether.

Singapore Shape-Up: Level K

Use this picture to solve the following problems.



5. Some children went to the beach. There were 2 children in the ocean and 6 children on land. How many children were in the ocean and on land? ____

There were ____ children in the ocean and on land altogether.

6. There were 2 beach balls, 2 shovels, 1 pail and 1 watering can. How many beach toys did the children have?

The children had ____ beach toys altogether.

Singapore Shape-Up: Level K

Week 4 Lesson 2

Use the picture of a carnival to solve the following number stories. You will also write some of your own, too!



1. Take a careful look at the pattern on the base of the merry-go-round. Draw and color the pattern below, and continue it one more time.

2. Can you spy the following shapes?
 - a. 2 rectangles: _____ and _____
 - b. 2 circles: _____ and _____
 - c. 1 triangle: _____

Singapore Shape-Up: Level K

3. Look at the duck booth.

How many small ducks are there? _____

How many large ducks are there? _____

How many large and small ducks are there altogether? _____

Write the number sentence. _____

4. Look at the man with the balloons.

How many balloons is the man holding? _____

How many balloons is the man giving away? _____

How many balloons does the man have left? _____

Write the number sentence. _____

5. Write your own number story below.

6. Write one more!

Singapore Shape-Up: Level K

Week 4 Lesson 3

Use the picture below to solve and writing number stories.



1. Mason went to the grocery store. She needed 12 bottles of water.

How many bottles are there? _____

How many more bottles does she need? _____

2. There are 10 bottles on the shelves. There are 6 cartons on the shelves.

Are there more bottles or cartons? _____

How many more? _____

Write the number sentence. _____

3. James needed to buy 4 jars of pickles.

How many jars would be left of the shelves? _____

Write the number sentence. _____

Singapore Shape-Up: Level K

4. Carter had 1 bottle in his shopping cart. He wanted to have 9 bottles altogether.

How many more bottles does Carter need? _____

5. Use the picture of the grocery store to write your own number story.

6. How about another one.



7. And, one more.

Singapore Shape-Up: Level K

Week 5 Lesson 1

1. There is a blue bird and a yellow bird. How many birds are there in all?

_____ birds altogether

2. There is one pink flower and three blue flowers. How many flowers are there in all?


_____ flowers altogether

3. What would the addition sentence be for the answer to Question 2?

4. There are no balls on this shape.




Now there is one ball on the shape.




What would the addition sentence be? _____

Singapore Shape-Up: Level K

5. There are two balls on the shape.



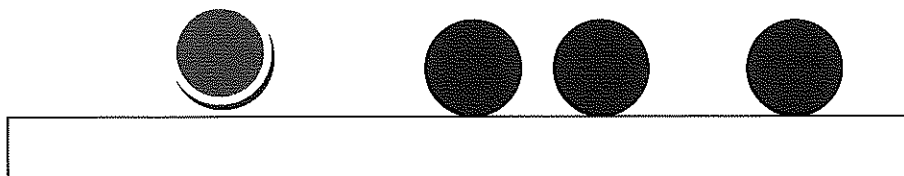

One more ball gets placed on the shape.



Now there are how many? ____

What is the addition sentence? _____

6. There were 3 balls on the shape and one more was added.



How there are how many balls? ____

What is the addition sentence? _____

Singapore Shape-Up: Level K

7. There were 4 balls. One more was added.

How many balls are now on the shape? _____

What is the addition sentence? _____



8. There were 5 balls. Another one was put on the shape.

How many balls are now on the shape? _____


What is the addition sentence? _____

9. There were 6 balls on the shape. 2 fell off.

How many balls are left on the shape? _____

10. There were 4 balls on the shape. 2 more fell off.

How many balls are left on the shape? _____



11. There are just 2 balls on the shape. 2 fell off.

How many balls are left on the shape? _____

Count backwards from 6 by 2's.

____, _____, _____, _____

Singapore Shape-Up: Level K

Week 5 Lesson 2

1. Look at the birds. How many birds are there? _____




What if one bird flies away? How many birds would there be? _____

What if 2 flew away? _____

What if 3 flew away? _____

2. Look at the number of bees. How many bees are there? _____



What if one bee flies away? How many bees would there be? _____

What if 2 flew away? _____

What if 3 flew away? _____

3. Caroline and Jack carried 4 buckets of sand. Caroline carried 3 buckets of sand.

How many did Jack carry? _____

What number bond would you write? _____

Singapore Shape-Up: Level K

4. Caroline carried 4 buckets of sand. Jack carried 1. Draw a picture to show your thinking.

Who carried more buckets of sand? _____

How many more? _____



5. Caroline carried 5 buckets of sand. Jack carried 1. Draw a picture to show your thinking.

Who carried more buckets of sand? _____

How many more? _____

6. Caroline carried 5 buckets of sand. But she spilled 3 buckets. Draw a picture.



How many buckets of sand did Caroline have in the end? _____


What is the subtraction sentence? _____

Singapore Shape-Up: Level K

7. Now Caroline is carrying 6 buckets of sand. She put 2 buckets in her left hand.

How many buckets did she put in her right hand? _____

Draw a picture that shows this math problem below.




8. Caroline carried 7 buckets of sand and put them in a wagon. Jack carried one. Draw a picture.

Who carried more buckets of sand? _____

How many more? _____


What is the subtraction sentence? _____



Singapore Shape-Up: Level K

9. Caroline made 3 trips to the beach. Each time she got 3 buckets of sand.

What is the total number of buckets of sand that Caroline collected?



10. Here's a challenge question! What if Caroline went to the beach 5 times?


How many buckets of sand did Caroline collect? _____

Draw a picture to show how you got that answer.

Singapore Shape-Up: Level K

Week 5 Lesson 3

1. Do the family of addition and subtraction sentences for the yellow and blue flowers.

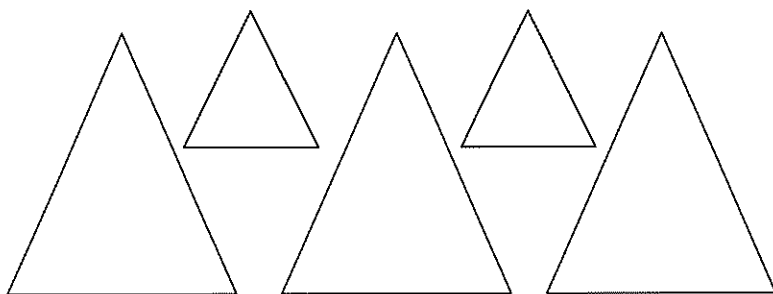


$$\underline{\quad} + \underline{\quad} = \underline{\quad} \text{ total flowers}$$

$$\underline{\quad} - \underline{\quad} = \underline{\quad} \text{ blue flowers}$$

$$\underline{\quad} - \underline{\quad} = \underline{\quad} \text{ yellow flowers}$$

2. Do the family of addition and subtraction sentences for the large and small triangles.



$$\underline{\quad} + \underline{\quad} = \underline{\quad} \text{ total triangles}$$

$$\underline{\quad} - \underline{\quad} = \underline{\quad} \text{ small triangles}$$

$$\underline{\quad} - \underline{\quad} = \underline{\quad} \text{ large triangles}$$

Singapore Shape-Up: Level K

3. There are 2 birds sitting on this branch. What if 1 bird flew away?

How many birds would be sitting on the branch? _____

What is the subtraction sentence? _____

What if the other bird flew away? What would that subtraction sentence look like?



Work these mental math problems. Write the addition sentence in the space provided.

0 birds on a branch. 1 bird came. _____

1 bird on a branch. 1 bird came. _____

2 birds on a branch. 1 bird came. _____

3 birds on a branch. 1 bird came. _____

4 birds on a branch. 1 bird came. _____

Singapore Shape-Up: Level K

5 birds on a branch. 1 bird came. _____


6 birds on a branch. 1 bird came. _____

7 birds on a branch. 1 bird came. _____

7 birds on a branch. 2 flew away. _____

5 birds on a branch. 2 flew away. _____

3 birds on a branch. 2 flew away. _____




Singapore Shape-Up: Level K

Week 6 Lesson 1

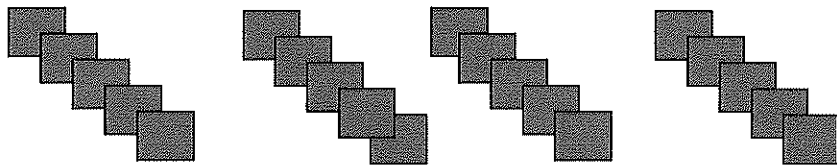
1. How many hearts are there? _____

What if there was one more heart? How many would there be? _____

What is that addition sentence?



2.



How many green squares are there? _____

What if there were 3 more squares? How many squares would there be? _____

Write the addition sentence. _____


Singapore Shape-Up: Level K

3. How many ants are in one group? _____

Count by 2s to find out how many ants there are. _____



4. Count by 3s to find out how many pastries. _____




Cover 10 of the pastries. How many are left? _____

Singapore Shape-Up: Level K

5. How many cookies are there? _____

How many pastries are there? _____

How many cookies and pastries are there altogether? _____



6. If you ate 4 cookies and 2 pastries, how much would be left? _____

7. How many more pastries would you need to have the same number of cookies? _____

Singapore Shape-Up: Level K

Week 6 Lesson 2

Solve these number stories.


1. There were 3 trees in Suzie's garden. Each tree had 3 oranges hanging on the branches. How many oranges did Suzie pick? ____



Suzie picked ____ oranges altogether.


2. Alex was hungry for a snack. He looked in the cupboard and found some cookies. There were 6 Oreos, 3 chocolate chip, and 5 peanut butter cookies. How many cookies were there altogether? ____

There were ____ cookies altogether.



Singapore Shape-Up: Level K

3. Libby was walking through the woods and saw some flowers. She counted 18 flowers. 11 of the flowers were yellow. The rest were purple. How many of the flowers were purple? _____



There were _____ purple flowers.

4. Arden found some coins beneath the cushions of her couch. She found 4 nickels and 3 dimes. How many coins did she find? _____



Arden found _____ coins.

Bonus: How much money did she find?

Arden found _____.

Singapore Shape-Up: Level K

5. Jonathan found a litter of kittens in his back yard. 8 were black and 7 were white.

Were there more black kittens or white kittens? _____

How many more? _____



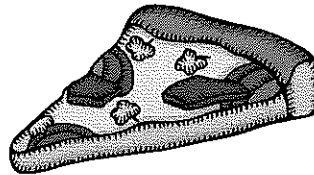
6.

Robert went to Disney World for 4 days. He rode the roller coaster 4 times each day he was there. How many times did he ride the roller coaster? _____

7. Blair and Abi ordered a pizza for lunch. Blair ate 3 pieces and Abi ate 6.

Who ate more pizza, Blair or Abi? _____


How much more? _____



Singapore Shape-Up: Level K

Week 6 Lesson 3

You will need some macaroni to do these problems. Ask mom to get you some macaroni.



1. Have mom put out a hand full of one of the items above. Count by 5s to find out how many pieces of macaroni you have.
2. Now have mom give you two new, smaller piles of macaroni on the table.

Count by 2s to find out how many pieces of macaroni is in pile 1.

Count by 3s to find out how many pieces of macaroni is in pile 2.

Write the addition sentence. _____

How many pieces of macaroni are there altogether?

Singapore Shape-Up: Level K


3 Using the information from problem 2, answer the following questions.

a. Which of the two piles had more macaroni? _____

b. Which had less?

c. Can you figure out how much less?

d. Write the subtraction sentence.



4. Count by 5s to 100.

5. Count by 2s to 100.



6. Count backwards by 2s from 20.

7. Count backwards by 5s from 50.

Singapore Shape-Up: Level K

8. Fill in the missing numbers.

		33				37			40
	42			45				49	
51		53			56		58		
			64			67			70
	72	73			76			79	
81	82			85			88	89	
		93	94			97			

9. Fill in the missing numbers.

				15				19	
	22				26				
							38		
			44			47			
51		53						59	

Congratulations! You've finished the summer shape up!

